NOTES:

1. ALL CABLE 100% OPEN, SHORT, MISS WIRE & TRANSIENT FAULT TEST.
2. CONDUCTIVE RESISTANCE: 2 Ω MAX.
3. INSULATION RESISTANCE: 10M Ω MIN WITH 200Vac AT 10ms.
4. HIGH FREQUENCY TEST MUST COMPLY WITH SAS 4.0 REQUIREMENT.
   CONNECTOR IMPEDANCE: 85Ω ±15Ω
   CABLE IMPEDANCE: 85Ω ±10Ω
5. ALL MATERIAL AND PROCESS MUST BE MEET THE REQUIREMENT OF RoHS2.0
6. PRODUCT SPEC. REFER TO PS-728XX-02XXX-XXX
7. PDR NUMBER:
   85Ω 30AWG:APP1100085
8. PART NUMBER:
   728XX- XX XXX - XXX
   SERIES CODE 09:8i ST/ST 85Ω
   PORT NUMBER 02:2PORT
   SERIAL NUMBER 001
   CUSTOMER CODE 001:ACES

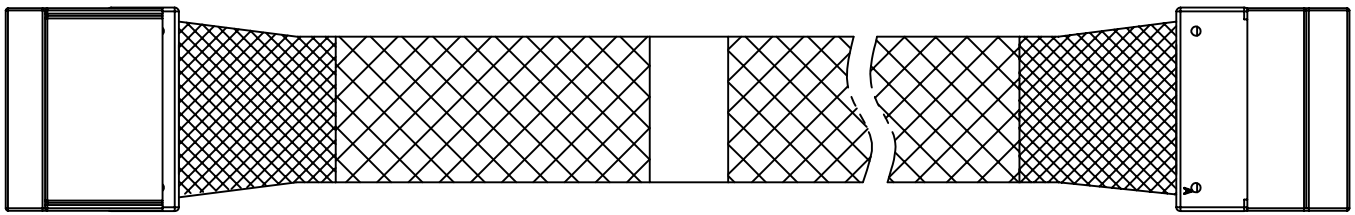

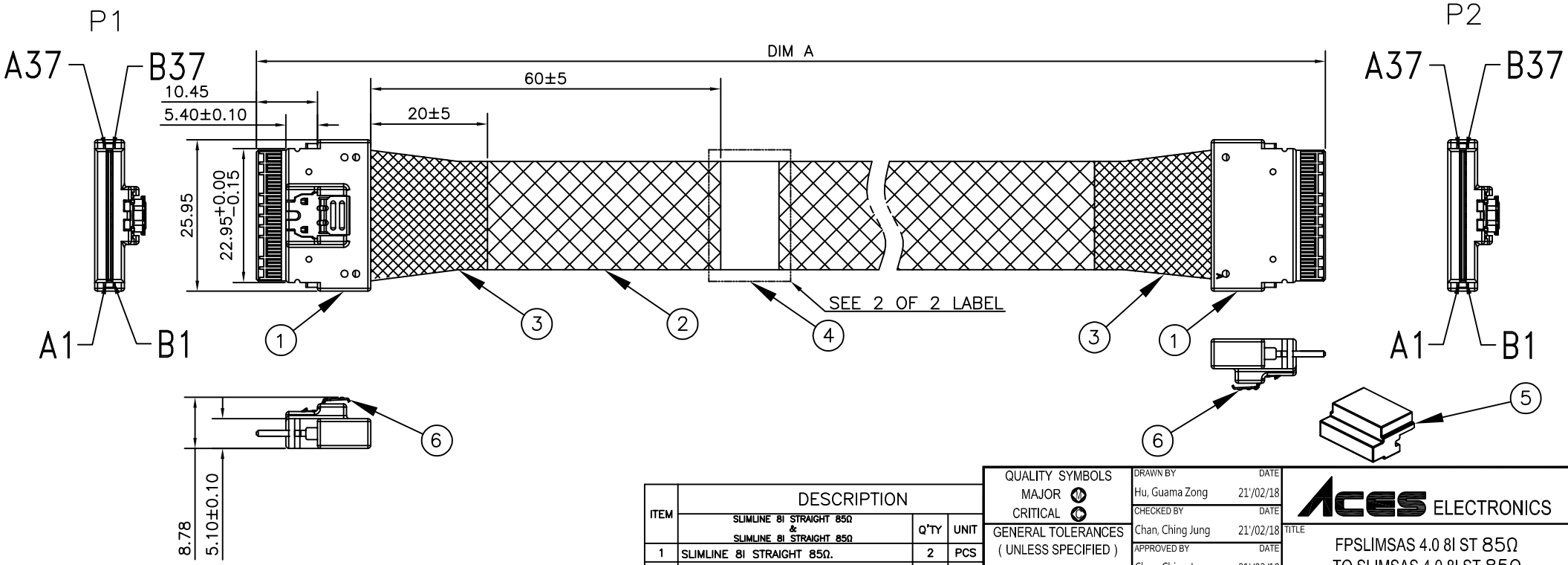

ITEM	DESCRIPTION	Q'TY	UNIT
	SLIMLINE 8I STRAIGHT 85Ω & SLIMLINE 8I STRAIGHT 85Ω		
1	SLIMLINE 8I STRAIGHT 85Ω.	2	PCS
2	EXPANDO TUBE.	A/R	MM
3	ACETATE TAPE COLOR: BLACK.	A/R	MM
4	LABEL.	A/R	MM
5	DUST COVER, PE, COLOR: WHITE.	2	PCS
6	LATCH.	2	PCS

72809-02001-001	PART NUMBER
1000±15	DIM A

QUALITY SYMBOLS
MAJOR
CRITICAL

GENERAL TOLERANCES
(UNLESS SPECIFIED)
X. ±0.5
.X ±0.25
.XX ±0.15
.XXX ±0.10
ANGLES ±2°

DRAWN BY Hu, Guama Zong	DATE 21'/02/18	ACES ELECTRONICS
CHECKED BY Chan, Ching Jung	DATE 21'/02/18	TITLE FPSLIMSAS 4.0 8I ST 85Ω TO SLIMSAS 4.0 8I ST 85Ω
APPROVED BY Chan, Ching Jung	DATE 21'/02/18	
UNITS mm		SIZE A4 / RFQ NO. NA
SCALE 1 : 1	SHEET NO. 1 OF 2	REV A / DWG NO. 72809-02001-001

2018.10.25_REV.13

P1 ⟷ P2

P1		P2	
A37	GROUND	B37	GROUND
A36	Rx7−	B36	Tx7−
A35	Rx7+	B35	Tx7+
A34	GROUND	B34	GROUND
A33	Rx6−	B33	Tx6−
A32	Rx6+	B32	Tx6+
A31	GROUND	B31	GROUND
A30	SIDEBAND	B30	SIDEBAND
A29	SIDEBAND	B29	SIDEBAND
A28	SIDEBAND	B28	SIDEBAND
A27	SIDEBAND	B27	SIDEBAND
A26	SIDEBAND	B26	SIDEBAND
A25	GROUND	B25	GROUND
A24	Rx5−	B24	Tx5−
A23	Rx5+	B23	Tx5+
A22	GROUND	B22	GROUND
A21	Rx4−	B21	Tx4−
A20	Rx4+	B20	Tx4+
A19	GROUND	B19	GROUND
A18	Rx3−	B18	Tx3−
A17	Rx3+	B17	Tx3+
A16	GROUND	B16	GROUND
A15	Rx2−	B15	Tx2−
A14	Rx2+	B14	Tx2+
A13	GROUND	B13	GROUND
A12	SIDEBAND	B12	SIDEBAND
A11	SIDEBAND	B11	SIDEBAND
A10	SIDEBAND	B10	SIDEBAND
A9	SIDEBAND	B9	SIDEBAND
A8	SIDEBAND	B8	SIDEBAND
A7	GROUND	B7	GROUND
A6	Rx1−	B6	Tx1−
A5	Rx1+	B5	Tx1+
A4	GROUND	B4	GROUND
A3	Rx0−	B3	Tx0−
A2	Rx0+	B2	Tx0+
A1	GROUND	B1	GROUND

P1 ⟷ P2

P1		P2	
B37	GROUND	A37	GROUND
B36	Tx7−	A36	Rx7−
B35	Tx7+	A35	Rx7+
B34	GROUND	A34	GROUND
B33	Tx6−	A33	Rx6−
B32	Tx6+	A32	Rx6+
B31	GROUND	A31	GROUND
B30	SIDEBAND	A30	SIDEBAND
B29	SIDEBAND	A29	SIDEBAND
B28	SIDEBAND	A28	SIDEBAND
B27	SIDEBAND	A27	SIDEBAND
B26	SIDEBAND	A26	SIDEBAND
B25	GROUND	A25	GROUND
B24	Tx5−	A24	Rx5−
B23	Tx5+	A23	Rx5+
B22	GROUND	A22	GROUND
B21	Tx4−	A21	Rx4−
B20	Tx4+	A20	Rx4+
B19	GROUND	A19	GROUND
B18	Tx3−	A18	Rx3−
B17	Tx3+	A17	Rx3+
B16	GROUND	A16	GROUND
B15	Tx2−	A15	Rx2−
B14	Tx2+	A14	Rx2+
B13	GROUND	A13	GROUND
B12	SIDEBAND	A12	SIDEBAND
B11	SIDEBAND	A11	SIDEBAND
B10	SIDEBAND	A10	SIDEBAND
B9	SIDEBAND	A9	SIDEBAND
B8	SIDEBAND	A8	SIDEBAND
B7	GROUND	A7	GROUND
B6	Tx1−	A6	Rx1−
B5	Tx1+	A5	Rx1+
B4	GROUND	A4	GROUND
B3	Tx0−	A3	Rx0−
B2	Tx0+	A2	Rx0+
B1	GROUND	A1	GROUND

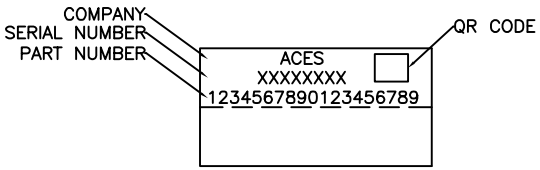

LABEL

HIGH−SPEED SERIAL DIFFERENTIAL PAIRS

SIGNAL RETURN

SIDEBAND SIGNAL

QUALITY SYMBOLS	DRAWN BY	DATE	ACES ELECTRONICS
MAJOR	Hu, Guama Zong	21'/02/18	
CRITICAL	CHECKED BY: Chan, Ching Jung	DATE 21'/02/18	TITLE: FPSLIMSAS 4.0 8I ST 85Ω TO SLIMSAS 4.0 8I ST 85Ω
GENERAL TOLERANCES (UNLESS SPECIFIED)	APPROVED BY: Chan, Ching Jung	DATE 21'/02/18	
X. ±0.5	UNITS: mm	SIZE: A4	RFQ NO.: NA
.X ±0.25			
.XX ±0.15			
.XXX ±0.10	SCALE: 1 : 1	SHEET NO.: 2 OF 2	REV: A
ANGLES ±2°			DWG NO.: 72809-02001-001